

# PrepE Emergency Preparedness

KID'S ACTIVITY BOOK



# Get to know PrepE

Hello, my name is PrepE the penguin.

I want you to be a PrepE Pal! We're going to:

- take action.
- tune in.
- know what can happen.

I have facts and tips on what to do to be safe in a disaster.



# Connect the dots and colour in PrepE



# Be prepared!

To be a PrepE Pal, you need to know:

- the warning signs of a disaster.
- the types of emergencies.
- what to do in an emergency.
- who to call for help.


It's important to know the risk!




# Types of disasters

Do you know what types of disasters these are?

Colour the tornado purple, the flooding blue, the severe winter storm yellow and the thunderstorm orange.



If a tornado is coming, go to a safe place, like a basement, **right away**.



If you see floodwaters, go to a higher place.  
**Never play near or swim in floodwaters.**




**Dress warm during winter weather.**

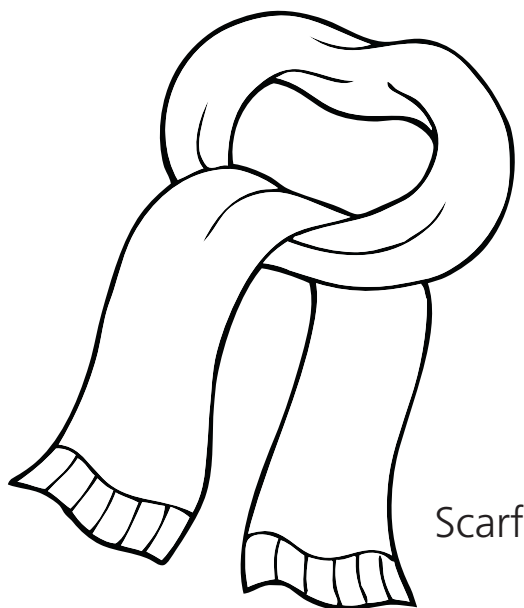




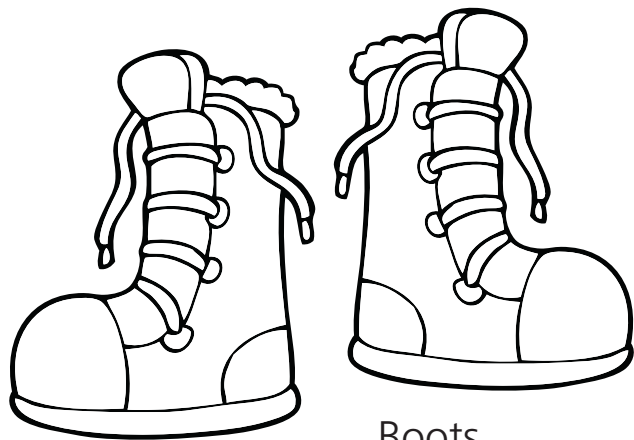
# Circle the items you should wear in the winter.



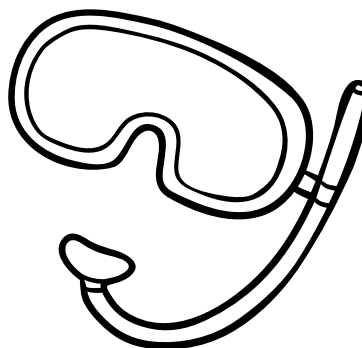
Mittens/gloves




Scarf




Boots



Goggles/Snorkel




Bathing suit




Hat

# When thunder roars, go indoors!




# Quick, a thunderstorm is coming!

Help PrepE go indoors.




# When the smoke alarm goes off, get low and GO!



List who lives in your home. Include your pets too!

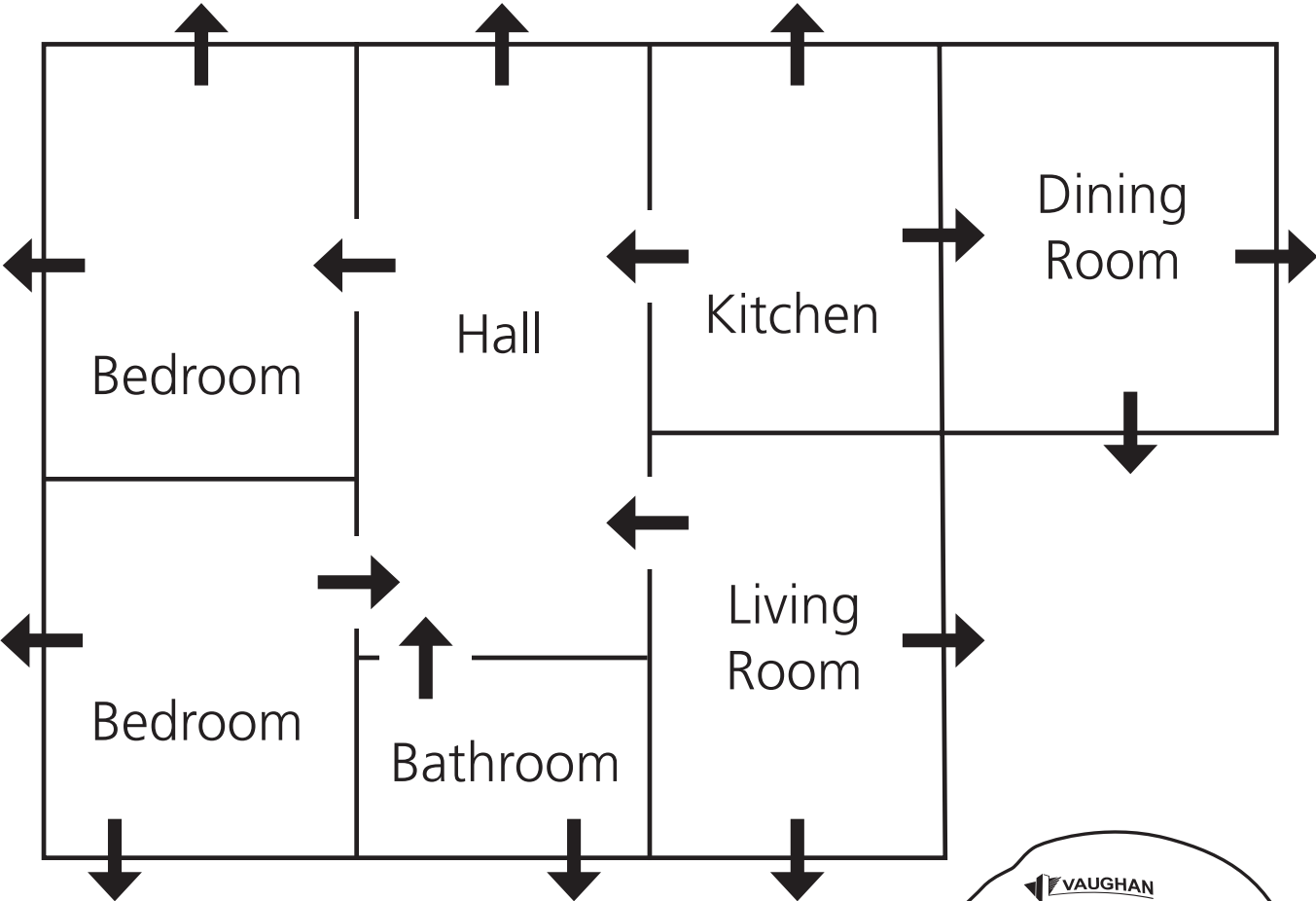
_____	_____	_____
_____	_____	_____
_____	_____	_____

# Connect the dots to see a truck that helps during a fire.



# Home escape plan

Here is an example of a home escape plan. It shows different ways to get out of each room.



# Draw your home floor plan

Show two ways to get out of each room, if possible.

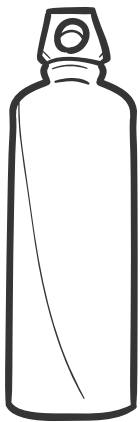

Pick a spot to meet outside of your home to call 9-1-1 and wait for the fire department to arrive.

My meeting place is: \_\_\_\_\_

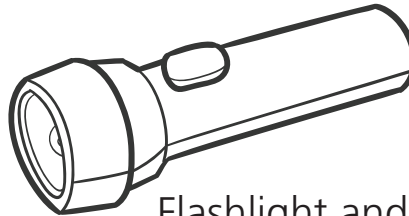
# Home emergency kit scavenger hunt

Which items do you have?

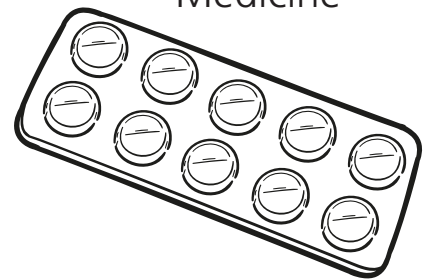
Search for these items in your home with your parent or guardian. Colour in the items you have.




Water  
(four liters per person per day for three days)



Flashlight and extra batteries




Medicine




Manual can opener


First aid kit



Canned food




Duct tape and plastic sheets



Warm blankets







Toiletries and toothbrush




Clothes




Toys



Backpack




Money and keys



Radio

# Take care of your pets!

If your pet gets left at home during an emergency, fill out the Pet Record form and give it to Animal Services.



# Pet Record

If your pet is left behind during an emergency, complete this form and give it to Animal Services staff at the emergency shelter or call 905-832-8505.

**Fill in the information about your pet and provide a photo or description.**

Type of pet: \_\_\_\_\_

Pet's name: \_\_\_\_\_

Temperament of animal:

Friendly      Timid      Aggressive      Vicious

Contact name: \_\_\_\_\_

Address: \_\_\_\_\_

\_\_\_\_\_

Phone number: \_\_\_\_\_

Location of animal in home: \_\_\_\_\_

\_\_\_\_\_

\_\_\_\_\_

Feeding/special instructions: \_\_\_\_\_

\_\_\_\_\_

\_\_\_\_\_

\_\_\_\_\_

Photo/Description



## TO BE COMPLETED BY AN EMERGENCY WORKER ONLY.

Dates animal checked: 

--	--	--	--	--

Animal remains in home. Owner notified by: \_\_\_\_\_

Animal removed to shelter. Name/address of shelter:

\_\_\_\_\_

\_\_\_\_\_

Date: \_\_\_\_\_



# Build a pet emergency kit

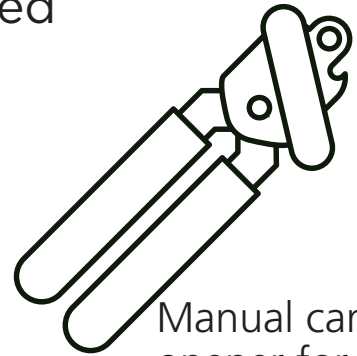
Colour in each item once you have packed them in your pet emergency kit.




Backpack



Minimum three-day supply of food and water




Manual can opener for canned food



Leash, harness or muzzle




Small bowls for food and water




Carrier or cage



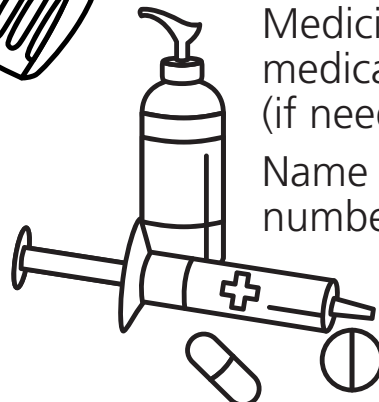
Pet litter, litter scooper and plastic bag



Photos and name tag



Favourite toy or blanket



Medicine or medical records (if needed).  
Name and phone number of vet.



# Calling 9-1-1

Make sure you know your phone number and address.

My name: \_\_\_\_\_

My address: \_\_\_\_\_

My phone number: \_\_\_\_\_



See... you are more prepared than you think.

## Congratulations!

You are now a  
**PrepE Pal!**



# Certificate of completion

Fill in your certificate.



## Certificate of Completion

This is to certify that

is an Official PrepE Pal



Vaughan Fire and Rescue Service,  
Emergency Planning department

2141 Major Mackenzie Dr.  
Vaughan, ON, Canada L6A 1T1

905-832-2281

[PrepE@vaughan.ca](mailto:PrepE@vaughan.ca)

[vaughan.ca/EmergencyPreparedness](http://vaughan.ca/EmergencyPreparedness)

